

# Type MSR Sonalert® Audible Signal Devices - Extra Loud



- Made in USA
- Low Power Consumption
- Low Cost
- Compact Profile
- Piezo Tone Quality
- Wave Solderable
- Extra Loud Sound Output

## GENERAL SPECIFICATION

Operating Temperature:  
-20°C to +65°C

Storage Temperature:  
-30°C to +80°C

Solder Temperature:  
+270°C for 3 seconds

Case Material (Blue)  
VALOX (UL94V-0)

Weight (Typical):  
3.5 grams

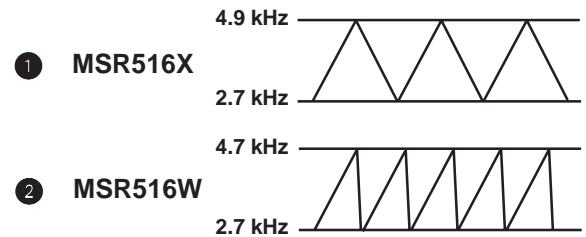
## APPLICATIONS

Fire Alarm  
Crime Prevention Alarm  
Call Buzzer  
Automotive  
Clocks  
P.O.S. Equipment  
Medical Instruments  
Electrical Instruments

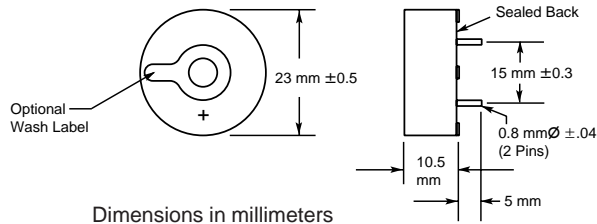
Catalog Number	Frequency ± 400Hz	Minimum Sound Pressure dB (A) @ Two Feet		Operating Voltage	Maximum Operating Current (mA)		Pulse Rate Per Second
		At Min. V	At Max. V		At Min. V	At Max. V	
MSR414N	3900	75	86	4 - 14	3	16	Continuous
MSR516N	3850	75	86	5 - 16	3	14	Continuous
MSR516NJ	3900	75	86	5 - 16	3	12	.5 - 2 (Slow)
MSR516NP	3900	75	86	5 - 16	3	12	2 - 10 (Fast)
MSR516X	3800 Avg.	75	86	5 - 16	3	12	2 - 4 (Siren) ①
MSR516W	3700 Avg.	75	86	5 - 16	3	12	5 - 7 (Whooping) ②

The devices shown are piezoelectric audible signal devices with a built-in oscillator circuit. All devices are suitable for wave soldering when ordered with the sound emission hole covered with a wash label. The recommended maximum temperature and exposure time for wave soldering is +270°C for 3 seconds. Optional wash label may be ordered by adding 'S' to model number. Example: MSR516NS

## MSR516X & MSR516W Sound Output WaveForms



## Shape and Dimensions (mm)

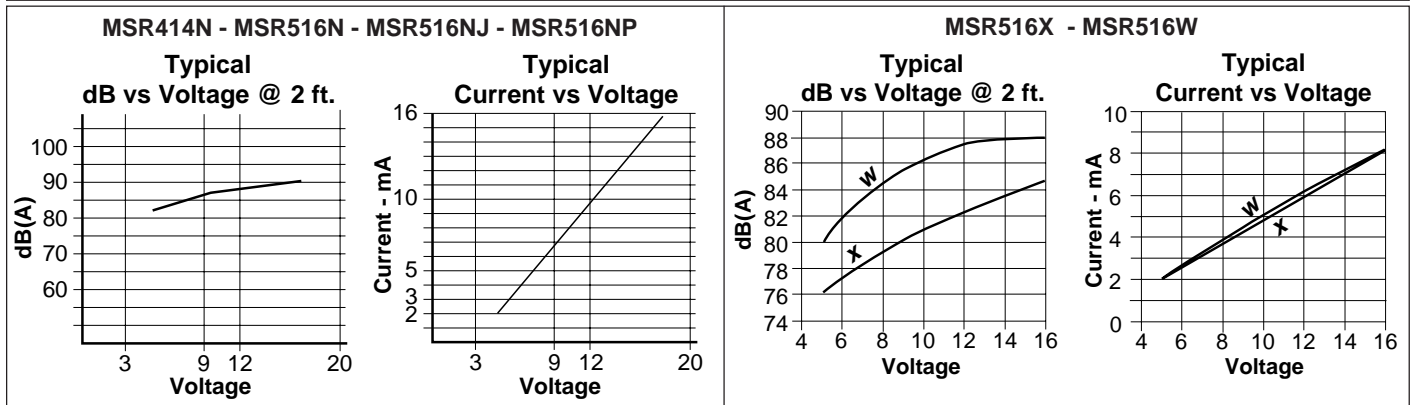


## Typical Reference Conditions for Various Applications

### Sound Pressure @ 12Vdc

100 dB(A) @ 10 cm	85 dB(A) @ 2 ft.
91 dB(A) @ 30 cm	82 dB(A) @ 100 cm

## Characteristics



Because the operation of the audible signal device is dependent upon the circuit in which it is used, it is advisable to thoroughly test the selected device in the specific circuit and application to assure mechanical and electrical compatibility and verify system performance.